

AUTOMATIC OXIDATION STABILITY MONITORING SYSTEMS

ASTM D525; IP 40; BS 2000 Part 40; EN ISO 7536



Features

- Automatic Monitoring of up to 4 pressure vessels
- Incorporates purge and leak test
- Automatic breakpoint determination
- Graphical display
- Connects to Seta Pressure Transducers, by USB
- Suitable for use with a range of pressure vessels
- Connects to a PC via USB Data Cable


The Seta Auto-Oxi control system provides automatic monitoring of up to 4 pressure test vessels and is designed for use with all water or dry block temperature baths that conform to the test method specifications. High quality pressure transducers and system components ensure reliable operation and fully traceable results.

The Auto-Oxi system is supplied programmed with pressure/time test profiles for ASTM D525, IP 40 and ISO 7536 allowing rapid test selection and start. Alternatively custom test profiles are easily programmed by the user via the 'Settings' tab on the display screen. Sample/operator details can also be input.

For use with Seta Baths;

- 15400-5 Auto-Oxi Stability Bath
- 15550-3 Oxi-Cor Bath
- 16670-0 Solid Block Bath 4 way

The new Seta Auto-Oxi control system gives enhanced, windows based operation and fully traceable results; it will operate with earlier Seta oxidation baths and can also be used to update the performance of most other oxidation baths.

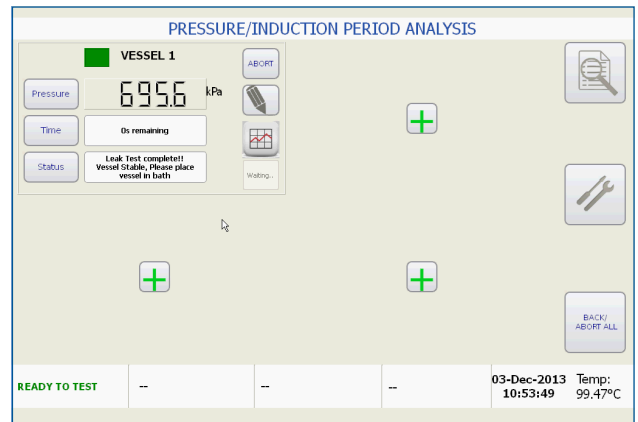


Software Operation

The recorded pressure status of each test vessel being monitored is displayed and the software automatically follows the pressure check and test sequence laid down in the test method, the display shows the ongoing test status of each vessel as well as the duration of the test remaining.

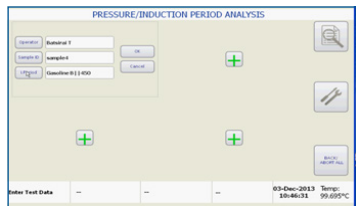
Once a test is started the system automatically reports the induction period (pressure drop) of each sample under test.

Sample data is stored by the software and is quickly accessed via the 'Data' tab on the display screen; results can be printed or downloaded via a USB interface.



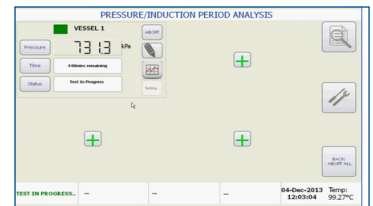
STEP ONE

1. Enter date & select test method
2. Up to 4 test vessels can be monitored – each channel is colour coded
3. Date, time and bath temperature display



STEP FOUR

1. Screen prompt shows when vessel pressure is stable
2. Test automatically starts when vessel is immersed into bath
3. Test duration/time remaining is displayed



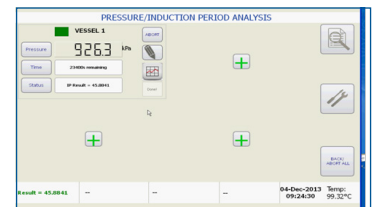
STEP TWO

1. Air purging
2. Data for Vessel 1 (Green) is displayed



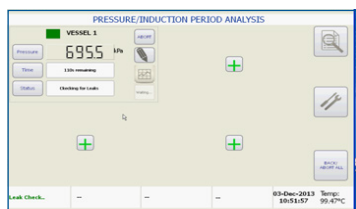
STEP FIVE

1. Result is displayed at end of test



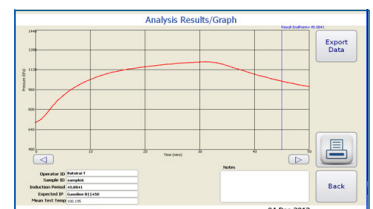
STEP THREE

1. Pressurise test vessel leak test



STEP SIX

1. Graphical display allows evaluation of test result and end point
2. Test data can be downloaded or printed



SPECIFICATIONS

Test methods	ASTM D525; ASTM D873; IP 40; EN ISO 7536
Thermometer range	0-130°C
Pressure range	0-1600 kPa (0-16 bar)
Pressure accuracy	0.1% of span
Max test duration	120 hrs/7200mins
Connecting lead (Vessel to data hub)	1.8m
Calibration	Pressure and Temperature sensing with traceable certificate
Safety & protection	CE certified/ IP 67 rated
Software operating requirements	Windows 7, 8 and 10 (32 and 64bit) USB or LAN Printer (optional)
Power requirements (USB Hub)	100-240V, 50-60Hz, 500mA

ORDERING INFORMATION

15452-0 Auto-Oxi Control System	Comprises Oxi-Data Software, USB Hub, USB Thermometer, USB Data Cable and power supply.
15455-3 Transducer	0-1600 kPa, 3/8" BSP male, one transducer required per test vessel